







Kits and accessories

		Description	Art. No.
	Kit Ø 72/72	L= < 2080 mm	072-072-70
	Kit Ø 75/75	L= < 2230 mm	075-075-70
	Kit Ø 87/87	L= < 2270 mm	087-087-70
	Kit Ø 99/99	L= < 3160 mm	099-099-70
		Outboard end: cast aluminium, composite adapter.	Incl in kit
		Inboard end: cast aluminium, composite adapter, stainless steel plunger. Rubber pads underneath prevent chafe on deck.	Incl in kit
	Ø 72/72		508-759-01
	Ø 75/75		508-759-02
	Ø 87/87		508-759-04
	Ø 99/99		508-754-05
	Ø 72/72		508-758-01
	Ø 75/75		508-758-02
	Ø 87/87		508-758-04
	Ø 99/99		508-757-05
	Ø 72/72		508-772-01
	Ø 75/75		508-772-02
	Ø 87/87		508-772-04

Dimensioning

Approx. displ. (tonnes)	RM	72/72	75/75	87/87	99/99
		Max free length, outside the bow ring/bow bracket (mm)*			
1.7	8	1339			
2.1	10	1144			
2.4	12	1006	1602		
2.8	14	902	1437		
3.1	16	821	1308		
3.4	18	756	1203	1584	
3.7	20	702	1117	1471	
4.5	25	600	955	1257	
5.2	30	527	839	1105	1612
5.9	35		753	991	1446
6.7	40		685	902	1316
7.3	45		631	830	1212
8.0	50		586	771	1125
8.7	55		548	721	1052
9.3	60		515	678	989
10.0	65			641	935
10.6	70			608	887
11.3	75			579	845
11.9	80			554	808
12.5	85			530	774
13.1	90			510	743
13.8	95				716
14.4	100				690
15.0	105				667
15.6	110				645
16.1	115				626
16.7	120				607
	Minimum inboard end (mm)	580	600	700	800
	MSL at inner end (kN)**	1.51	2.32	2.61	3.34

* If a waterstay is attached to the outboard end the bowsprit can protrude even further.

** MSL = Max Service Load, based on minimum inboard end.
MSL at bow bracket = MSL at inner end x (1 + min inboard end/max free length).

GENNAKER BOWSPRIT

- **Unique inboard and outboard ends**
- **Can be fitted to most yachts**
- **Always in stand-by position for active use**
- **Makes for fast and efficient gennaker handling**
- **Increases the performance of your gennaker sailing**
- **Easy stowage when not in use**

A removeable/retractable gennaker bowsprit, sold as a kit for adaption to your yacht. Basically, you fit two pad eyes on deck in line with the bow bracket. The bow bracket is a stainless ring with a polyamide (PA) inner lining through which you slide the bowsprit to active position. When you're done with the gennaker, slide the bowsprit back and secure it to the aft pad eye. The inboard end features a spring-loaded plunger for easy attachment to the pad eye.

The gennaker tackline is preferably pulled through the bowsprit. The line enters a well rounded hole in the outboard end and comes out through the inboard end. Alternatively, a tack block can be fitted to the outboard end.



A kit includes:

- Bowsprit aluminium tube
- Inboard end complete with plunger and pop rivets
- Outboard end fixed to the tube
- 2 stainless steel pad eyes (508-750-01)
- Instructions